

SIMPLICITY

RANGE

MEDICAL FURNITURE



- 1 Hydraulic Hospital Bed
- 2 Hospital Beds
- 5 Examination Beds
- 6 Multi-Use Beds
- 7 Accessories
 - Overbed Table
 - Bedside Table
 - Steps
 - Drip Stand
 - Mattresses & Linen
- 11 Bedside Screens
- 12 Sanitising Dispensers
- 13 Furniture Range

SIMPLICITY

RANGE

"Simple, robust, affordable solutions."

SIMPLICITY HYDRAULIC HOSPITAL BED

1

A versatile, sturdy, yet cost effective solution

Our latest addition to the Simplicity Range – The Simple Hydraulic Hospital Bed.

The Simple Hydraulic hydraulic hospital bed is the ideal solution for clinics needing sturdy, functional and mobile hospital beds at a reasonable price point. As per our simple hospital bed, the hydraulic bed is available with several modular option, thus having the capability to service specific needs

- Hydraulic height adjustable (hi low bed)
- Manual feet and back adjustment with gas assist for both
- Includes side rails
- Four castors – lockable and anti-dust (optional central locking castors available)
- Head & foot boards are removable,
- Medical grade pvc type mattress base
- Trendelenburg positioning (optional)
- Bumper wheels for added protection when moving bed
- Low height adjustment for easy access
- Powder coated finish
- Easy maintenance, 5 year warranty on steel work
- Linen rack – adjustable (optional)
- Removable IV pole included
- Optional accessories e.g. lifting pole
- Built to cks447 standards



SIMPLICITY SIMPLE HOSPITAL BEDS


2

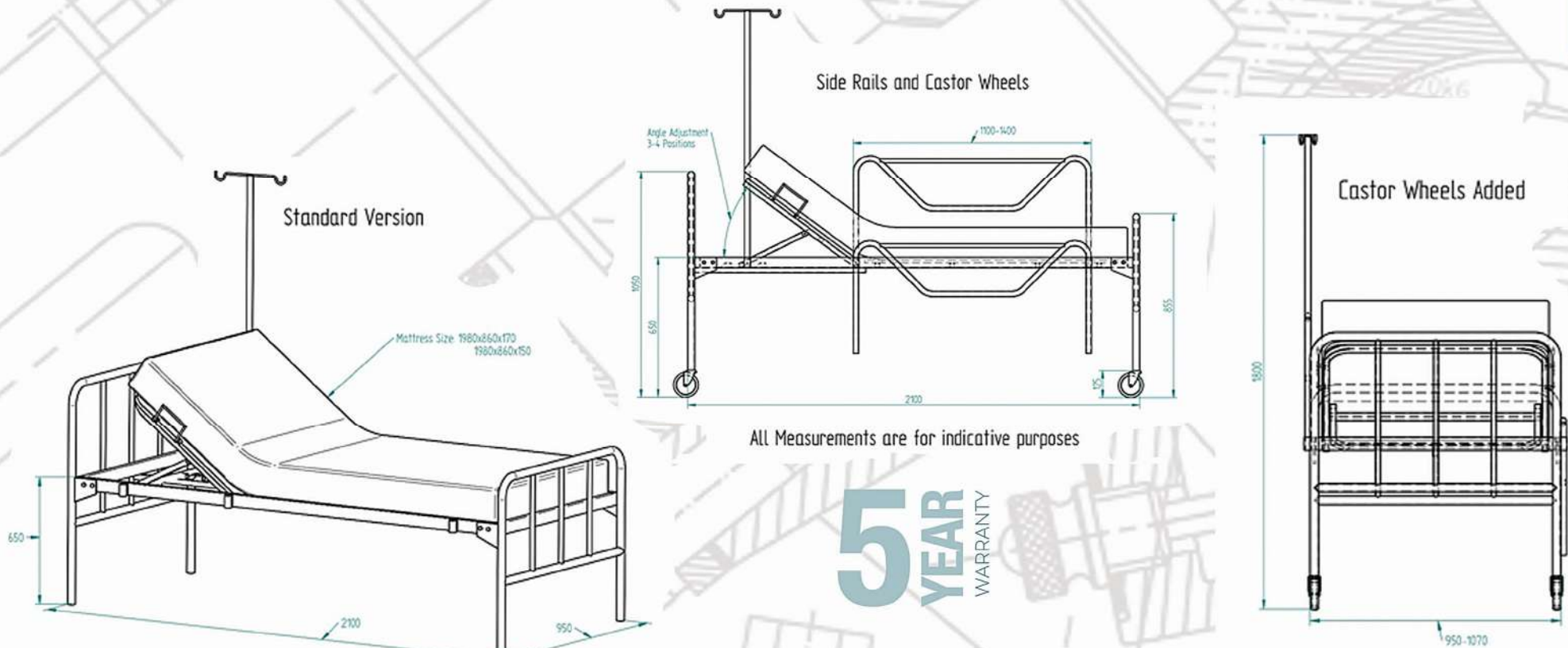
Our simple, modular and cost effective solution

The SIMPLICITY Range of hospital beds and accessories forms the basis of our medical and healthcare product offering. Constructed around a versatile frame base, the range offers modular scalability to meet the requirements of any situation.

Exceeding current standards, the product is built strong and tough, offering seamless patient care under the harshest conditions.

- Designed to be a simple, cost effective solution.
- Quick deployment under critical circumstances.
- Extremely durable - made from steel not wood.
- Easy to assemble, clean and maintain.
- Customisable to specific needs or circumstances.
- Flat packed for efficiency and storage
- 100% South African
- Built to SANS521 guidelines





Overall Length: 2100mm

Width: 950mm

Highest Point: 800mm

Mattress Support Height: 450mm

Ideal Mattress Dimension: Single bed extra length

Bed Base: 50 X 25 X 1.6mm Rectangular Tubing

Wire Mesh on Bed Base: 70 X 50 X 4mm

Cross Brace on Bed Base: 22 X 22 X 1.2mm Square Tubing

Bed Legs: 32 x 2mm Round Tubing Cold Rolled

Cross Brace on Legs: 21 X 2mm Round Tubing Cold Rolled

Up Rights on Legs: 19 X 1.6mm Round Tubing

Leg Mounting Plates: 100 X 100 X 6mm Laser Cut Plate

Leg Mounting Bolts: M10 X 50mm Bolt and M10mm nylon lock nut

Side Rails: 25 X 1.6mm, 19 x 1.6mm cross bar (option)

Welding Type: CO welding

Powder Coating: 80 to 100 micron black or white

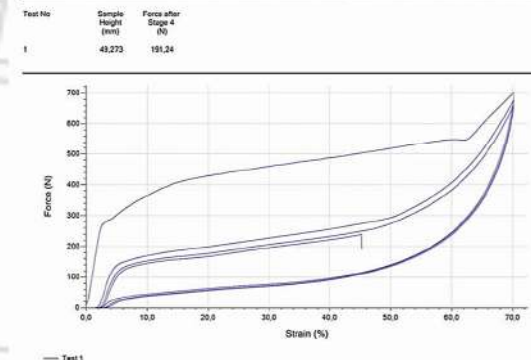
Tilting Back: 22 X 1.2mm Square Tubing Cold Rolled (option)

Warranty on Steel Frame: 5 years, excludes paint and misuse

5 YEAR WARRANTY

Certification and Warranty

The Simplicity Range of beds is built according to SABS SANS 521:2013 guidelines. SABS/ISO approved suppliers are used thereby ensuring a high quality product. We are so sure of our quality that we offer a 5 year steelwork warranty on our beds. Our mattress range is ISO tested ensuring you get what you order.



SIMPLICITY EXAMINATION BED

5

A simple design that has stood the test of time. Our simplicity examination bed is built out of 32mm tubing and carries the same 5 year warranty as our hospital bed range. Built with a tilting back that can be position anywhere between 0 and 90 degrees, this examination bed will suite any application.

Available in a massage/physio version as well. A wide range of coverings are available.

- Width: 600mm
- Leght: 1850mm
- Height: 780mm
- Adjustable Back - 0 to 90 degree
- Welding Type: CO@ welding
- Powderdercoating: 80 to 100 micron
(Available - White, Black, Grey)
- Warranty on Frame: 5 years
Excludes paint and misuse



SIMPLICITY MULTI-PURPOSE BEDS

6

Our simple, solution for multiple applications


Developed as part of our Simplicity Range, our multi purpose bed can be configured to suite any application.

Our refusal to compromise on quality and strength guarantees the user a decent single or extra length bed suitable for use in any application - from dormitories to hostels, mines to hospitals, and even homes. There isn't an application this bed won't suite.

- Designed to be a simple cost effective solution
- Easily convertible into a bunk bed at any stage
- Extremely durable, made from steel not wood
- 5 year warranty
- Simple to assemble – bolts together
- No rickety hinges, super sturdy
- Flat Pack for efficiency and storage
- Extra length, using standard bed linen
- Highly versatile multi use – hostels, dormitories, hospitals
- Fast manufacturing , 100% South African
- Repurpose



Available Colours



SIMPLICITY OVERBED TABLE - CANTILEVERED MANUAL

7



Quality, durability, and strength are keywords associated with our manually adjustable cantilevered overbed table. Key elements such as stability & ease of adjustment have been emphasized in its design.

Available with a choice of melamine or PVC type tops.

Our local manufacturing plant can produce any quantity in a short period of time.

Depth External:	450mm
Width External:	900mm
Highest Point:	850mm - 1100mm
Frame:	50 x 25 x 2mm Rectangular Tubing
Table Top:	850 x 450mm melamine / pvc
Welding Type:	CO2 welding
Powder Coating:	80 to 100 micron black , white or grey
Warranty on steel frame:	5 Year, excludes paint and misuse.
Castor Wheels:	50mm twin plastic, 2 x braked

Table Top Finishes - Melamine



Various PVC top colours available

SIMPLICITY OVERBED TABLE - CANTILEVERED TILTING MANUAL



A smaller version of the cantilevered over bed table, featuring a tilting top.

Key elements such as stability & ease of adjustment have been emphasized in its design.

Available with a choice of melamine or PCV type tops, in various colours.

Depth External:	355mm
Width External:	635mm
Highest Point:	820mm - 1100mm
Table Top:	640 x 350mm melamine / pvc
Welding Type:	CO2 welding
Powder Coating:	80 to 100 micron black , white or grey
Warranty on steel frame:	5 Year, excludes paint and misuse.
Castor Wheels:	35mm, 2 x Braked, - all swivel

Table Top Finishes - Melamine



Various PVC top colours available

SIMPLICITY OVERBED TABLE - FIXED HEIGHT

8



Maintaining the concept of our cost effective, robust Simplicity range, we present our simple overbed table. Available with a choice of melamine / PVC type tops (easily to disinfect) . For robustness this table is made out of the same 32mm tubing as our Simplicity Hospital Bed.

Contributing to this it also features 100mm castor wheels, two of which are braked.

Ideal for use in various applications from hospitals to care facilities on both rough and smooth surfaces.

Depth External:	450mm
Width External:	1200mm
Highest Point:	1020mm +/- 50mm
Frame:	32 x 2mm Round Tubing cold rolled
Table Top:	850 x 450mm melamine / pvc
Welding Type:	CO2 welding
Powder Coating:	80 to 100 micron black or white
Warranty on steel frame:	5 Year, excludes paint and misuse.
Castor Wheels:	100mm 2 braked - all swivel

Table Top Finishes



Various PVC top colours available

SIMPLICITY TROLLEYS



Available in small, medium and large with multiple shelf options, these simple trolleys are robust and sturdy making them perfect for use in many applications.

Small Trolley:	500 W x 450 D x 900 H mm
Medium Trolley:	600 W x 450 D x 900 H mm
Large Trolley:	700 W x 450 D x 900 H mm
Frame:	32 x 2mm Round Tubing cold rolled
Shelves:	2 Standard, optional extras
Welding Type:	CO2 welding
Powder Coating:	80 to 100 micron black, white or grey
Warranty on steel frame:	5 Year, excludes paint and misuse.
Castor Wheels:	35mm 2 braked - all swivel

SIMPLICITY BEDSIDE TABLE

9



Our simple bedside table is available with a choice of melamine or pvc type tops. Constructed of flatsheet steel, the bedside table fits perfectly within our Simplicity Range. Features a powder coated finish in either white, ivory or hammertone grey.

Available in any size and configuration

Depth External:	425mm
Width External:	410mm
Height:	710mm (add 16mm for melamine top)
Material:	0.6mm cold rolled steel
Melamine top:	420 x 435 x 16mm
Number of Drawers:	1
Number of Cupboards:	1
Powder Coating:	white, ivory or hammertone grey
Lockable:	optional extra
Castor Wheels:	50mm twin wheel plastic

SIMPLICITY STEPS - DOUBLE & SINGLE



Another offering in our simplicity range. Making access easier, we offer two types of steps. A single and double step.

Melamine or PVC type tops are supplied as standard stair treads in a range of colours.

Single
Width: 500mm
Height: 220mm

Double
Width: 500mm
Step 1 Height: 230mm
Step 2 Height: 425mm

SIMPLICITY DRIP STAND

10



Engineered tough, Our Simple Drip stands are height adjustable, very stable and feature two drip hooks.

Available in Mild Steel (type A) or Stainless Steel (type c)

Grabber handle also available as optional extra.

Height Range:

1200mm to 2400mm

Base Width:

500mm

Castor Wheels:

50mm twin wheel plastic



SIMPLICITY MATTRESSES AND LINEN



To compliment our simplicity range, we offer a wholerange of mattresses. From the simple budget SFF16 version all the way trough to our popular waterproof and ICU versions. We supply at the most competitive cost points. Any size and configuration available.



Linen is available on request.

SIMPLICITY BEDSIDE SCREENS

11



Our Simple Bedside Screens, blends in perfectly in our Simplicity Range.

Offered in 3 to 5 sections - each featuring an easily removable and washable PVC type curtain (variety of colours available)

- Height – 1800mm
- Each Panel: 600mm
- Castors: 50mm with rubber
- White (other colours available) powder coated bed screens on castor wheels
- Tubular steel frame with epoxy coated finish
- PVC curtain washable, (you can specify the curtain colour and style)
- 50mm rubber castors
- Mobile unit on 4 swivel wheels and adjustable glides
- Add/remove sections as you please - customisable
- Flat Pack



INNOVATION



INFRASTRUCTURE



SUPPORT



QUALITY

SIMPLICITY SANITIZING SOLUTIONS

12

A wide range of sanitizing solutions to suite all applications. From our simple wall mounted version to the floor standing option.
In this untested field, quality and durability is what differentiates us from the competition.



WALL MOUNTED UNIT

Operated by elbow or hand, this simple sanitiser holder comes complete with a 450ml bottle.

Has an adjustable range of 20mm to accommodate different bottles too. Can be used as both a soap or sanitiser dispenser.

- Affordable
- Supplied with 450ml Bottle
- Easy to Mount & Adjustable
- Operated by Elbow / Hand



FLOOR STANDING DISPENSER

Simply step on the foot peddle to dispense the sanitiser. With an adjustable bottle range from 500ml to 1 Litre, this stand is designed for use in medium volume areas.

Quality, durability and practicality was the brief adhered to in its design and manufacture.

- Made from thick steel
- Powder coated white or black
- Perfect branding opportunity
- Adjustable for various size bottles
- Spring assisted mechanism
- Tread Plate foot trigger

FURNITURE AND CARPENTRY TO SUITE ALL APPLICATIONS

We offer a full range of over 500 furniture pieces, from medical to scholastic, office to restaurants, we can supply it all. Manufactured locally we are able to offer our factory standard 5 year warranty.

13

